

Your cane length can be customized to better suit your height, if desired. To shorten, first determine the approximate cane length based on the chart below (if uncertain, shorten slightly longer than the chart suggests and adjust again if needed). Next, mark the shaft at the desired length. Remove the screw from the end of the rubber toe and pull the toe off the shaft (fig 1). Next, cut the shaft tip off (if applicable) and cut the excess shaft length off with a saw, being sure to cut straight (fig 2). Next, drill a new hole for the screw in the center of the end of the shaft using a 1/16" diameter drill bit (fig 3). Reattach the rubber toe and screw. You may also use an appropriate epoxy to secure the toe to the shaft.

FIGURE 1



FIGURE 2


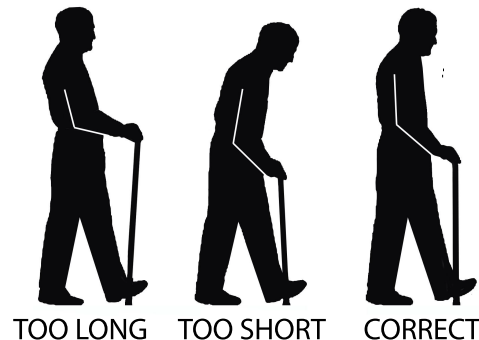



FIGURE 3



HEIGHT	APPROXIMATE CANE LENGTH
5'2" - 5'6"	32.5" - 33.5"
5'6" - 5'9"	33.5" - 34.5"
5'9" - 6'	34.5" - 36"
6' - 6'3"	36" - 39"

FIGURE 4

